




# Whole School Theme - Treasure Island Week 2

Have fun completing some of these Treasure Island themed activities with your child/ren over the next week. Don't forget you can still share their work in our Virtual Vallis Facebook group!

<p>Make a treasure island. You could use papier mache, junk or it could even be a cake!</p> 	<p>Your house is surrounded by pirates! How would you escape?</p> <ul style="list-style-type: none"> <li>• Plan an escape route</li> <li>• Think about what you would save</li> <li>• Does anyone need help</li> <li>• What about your pets</li> </ul> <p>Create a poster or an instructional video</p>	<p>Design a flag for your pirate ship. Can you find out about different pirate flags and their meanings?</p> <p>You are off to a treasure island. What would you take with you? Can you pack your bag?</p>	<p>Create a pirate maths game! It can be a board game or even walking the plank if you get a wrong answer! Follow this link if you need some inspiration!</p> <p><a href="https://www.scholastic.com/parents/kids-activities-and-printables/printables/math-worksheets/pirate-themed-math-activities.html">https://www.scholastic.com/parents/kids-activities-and-printables/printables/math-worksheets/pirate-themed-math-activities.html</a></p>
<p>Make a telescope. What might you see at the end of your telescope? Draw or take photographs.</p> 	<p>Find out about Pirate hideouts. Where might you find one? What were they used for? Draw a map to show where they were in the UK. Create your own hideout in the front room.</p>	<p>What do pirates say? How do they speak? Write a list of pirate words or could you write a play script and act it out with people in your family?</p> 	<p>If you would like more structure you can refer to <a href="https://www.bbc.co.uk/bitesize">https://www.bbc.co.uk/bitesize</a> or <a href="https://www.thenational.academy/">https://www.thenational.academy/</a> where you will find daily lessons for Maths, English and other subjects. Just click on your child's year group.</p> 