






## KS2 Week 2 Superhero Activity Grid

How did you get on last week being Superheroes? Here are some more challenges to keep you on your toes. Don't forget you can share their work in our Virtual Vallis Facebook group!

			
<p>Write a newspaper report about a disaster where your superhero saved the day!</p>	<p>Design and carry out a keep fit routine for your superhero.</p> <p>You could write a set of instructions or create an instructional video to share.</p>	<p>Where in the world is the superhero lair? Research that place. Is it in the pyramids, outer space, the desert or an imaginary world? Draw a map of this place.</p> <p>Why has your superhero chosen this place to hide out?</p>	
<p>Be a superhero reader! Read every day this week and note any effective or exciting language the author has used.</p> <p>You could create a colourful poster to show us all.</p>	<p>Ask each member of your family who their favourite superheroes or villains are. How could you represent this data? (Bar chart/tally chart/pictogram).</p> <p>Can you make up a set of questions about your findings?</p>	<p>Be a Maths Superstar and complete a 'White Rose Lesson a day':</p> <p>Year 3: <a href="https://whiterosemaths.com/homelearning/year-3/">https://whiterosemaths.com/homelearning/year-3/</a></p> <p>Year 4: <a href="https://whiterosemaths.com/homelearning/year-4/">https://whiterosemaths.com/homelearning/year-4/</a></p>	<p>Create a Superhero hand print painting or another piece of artwork:</p> <div data-bbox="1496 1169 1809 1281">  </div>